

GRADE 5

STAAR

Blueprint

Assessments

OVERVIEW

These Blueprint Assessments were created to provide teachers with assessments that include the same number of questions as the actual STAAR assessment. Blueprint Assessment 1 and Blueprint Assessment 2 give teachers the opportunity to assess the TEKS assessed on STAAR, as well as an opportunity to assess the endurance level of students as they strive to successfully complete an assessment the actual length of the STAAR. An answer key and TEKS correlation is provided for each item on each assessment. Teacher Notes regarding suggestions for administration of the assessments are also included.

The design of the Blueprints Assessments takes into consideration the following information from the STAAR Grade 5 Mathematics Blueprint released from the TEA in January 2014:

- 60% - 65% of the questions will assess Readiness Standards – 30-33 of 50 total questions
- 35% - 40% of the questions will assess Supporting Standards – 17-20 of 50 total questions
- 47 questions will be multiple choice format and 3 questions will be griddable format

AUTHORS' VISION FOR IMPLEMENTATION

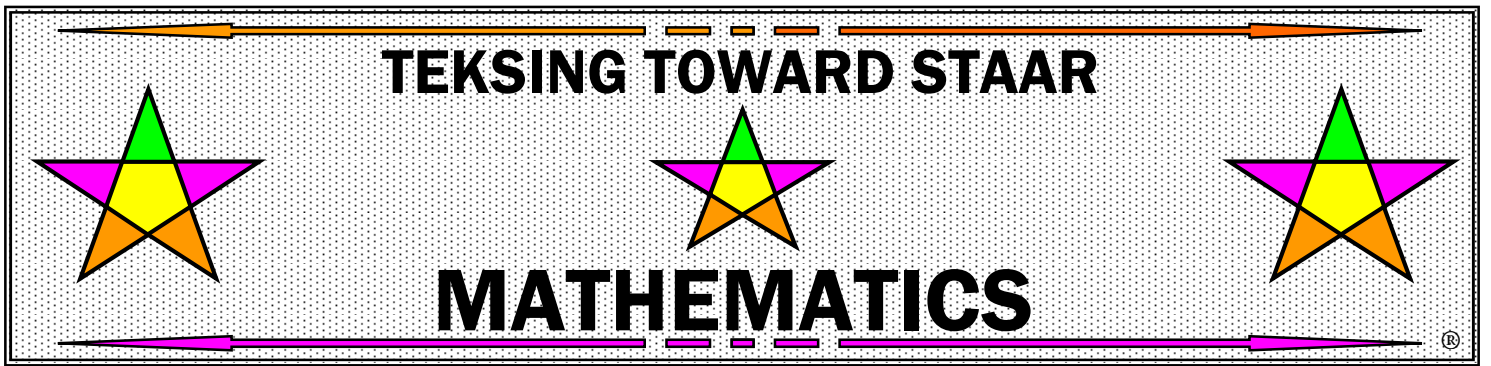
- Blueprint Assessments can be broken up into sections and given over a period of time, or can be given in a STAAR day type setting.
- Blueprint Assessment 1 is designed to be given at the beginning of a school year, as much to find out what students HAVE mastered, as to find out what students HAVE NOT mastered.
- Blueprint Assessment data should be recorded in a Class Profile and a Student Profile.
- Blueprint Assessment 2 is designed to be given at the beginning of the second semester to assess whether students are able to demonstrate mastery of TEKS that have been taught, as well as assess TEKS that have not been taught.
- Blueprint Assessment 2 should help teachers make instructional decisions regarding time spent on whole class instruction for TEKS that have not been taught, as well as time spent on TEKS in tutorial settings – for whole class and/or small group.

PRINTING INSTRUCTIONS

Open **Blueprint Assessments** folder on CD

- Open and Print **Assessment 1** - Close **Assessment 1**
- Open and Print **Assessment 2** - Close **Assessment 2**

Close **Blueprint Assessments** folder



GRADE 5

STAAR

Blueprint

Assessment 1

TEKSING TOWARD STAAR
Mathematics Blueprint Assessment 1
Grade 5

Teacher Notes:

The design of the Blueprints Assessments takes into consideration the following information from the STAAR Grade 5 Mathematics Blueprint released from the TEA in January 2014:

- 60% - 65% of the questions will assess Readiness Standards – 30-33 of 50 total questions
- 35% - 40% of the questions will assess Supporting Standards – 17-20 of 50 total questions
- 45 questions will be multiple choice format and 3 questions will be griddable format

This Blueprint Assessment has been designed with the above information in mind and includes 50 questions so that teachers and students will be able to have a feel for the time it will take students to complete the actual STAAR test.

Remember to encourage your students to utilize the Grade 5 Mathematics Reference Materials. You might consider copying the chart on cardstock for stability when students are using the rulers to answer test items.

TEKSING TOWARD STAAR
Mathematics Blueprint Assessment 1
 Grade 5
 Answer Key, Category/Standard and TEKS Correlation

Question	Answer	Category/Standard	TEKS		Question	Answer	Category/Standard	TEKS
1	D	1/Readiness	5.2B		26	20	1/Readiness	5.4F
2	J	2/Supporting	5.3A		27	A	2/Readiness	5.4B
3	A	3/Readiness	5.4H		28	H	3/Readiness	5.8C
4	F	2/Readiness	5.3E		29	A	2/Supporting	5.3H
5	25	4/Readiness	5.9C		30	H	4/Supporting	5.9B
6	J	2/Supporting	5.3B		31	C	2/Readiness	5.4C
7	C	1/Supporting	5.2A		32	J	1/Readiness	5.2B
8	F	2/Readiness	5.3L		33	B	2/Readiness	5.3E
9	D	2/Supporting	5.3C		34	H	3/Readiness	5.4H
10	H	3/Readiness	5.5A		35	A	4/Readiness	5.9C
11	A	2/Readiness	5.3G		36	F	2/Supporting	5.3I
12	J	4/Readiness	5.9C		37	B	2/Readiness	5.3G
13	C	3/Supporting	5.6A		38	H	3/Supporting	5.8A
14	G	1/Readiness	5.4F		39	C	1/Supporting	5.4E
15	B	2/Readiness	5.3K		40	F	2/Readiness	5.3K
16	J	3/Readiness	5.8C		41	D	2/Supporting	5.3J
17	A	2/Supporting	5.3D		42	G	3/Readiness	5.5A
18	J	4/Supporting	5.9A		43	B	4/Supporting	5.10B
19	24	2/Readiness	5.3L		44	J	2/Readiness	5.3L
20	H	1/Supporting	5.4A		45	B	1/Readiness	5.4F
21	D	2/Readiness	5.4B		46	H	2/Readiness	5.4B
22	F	3/Readiness	5.5A		47	D	3/Readiness	5.8C
23	D	2/Supporting	5.3F		48	G	2/Supporting	5.4D
24	J	3/Supporting	5.7A		49	D	3/Supporting	5.8B
25	B	2/Readiness	5.4C		50	H	2/Readiness	5.4C

Mathematical Process Standards: The student expectations are not listed under a separate reporting category. However, these standards are incorporated into all test questions included in the TEKSING TOWARD STAAR Blueprint Assessment 1 since the application of mathematical process standards is part of each knowledge statement.

TEKSING TOWARD STAAR
Grade 5 Mathematics Blueprint Assessment 1

1. The table below shows the heights of three volcanoes.

Volcano Heights

Volcano	Height (kilometers)
Mount Vesuvius	1.484
Mount Pinatubo	1.281
Mount Pelee	1.396

Which lists the volcanoes in order from least to greatest height?

- A** Mount Vesuvius, Mount Pelee, Mount Pinatubo
- B** Mount Pinatubo, Mount Vesuvius, Mount Pelee
- C** Mount Vesuvius, Mount Pinatubo, Mount Pelee
- D** Mount Pinatubo, Mount Pelee, Mount Vesuvius


2. Lucinda says her twin baby sisters weighed about 15 pounds together when they were born. Stella weighed $8\frac{7}{8}$ pounds and Elaina weighed $6\frac{1}{4}$ pounds. Is a total birth weight of 15 pounds reasonable for the two twins?

- F** No, because $8\frac{7}{8}$ is close to 8 and $6\frac{1}{4}$ is close to 6.
- G** Yes, because $8\frac{7}{8}$ is close to 8 and $6\frac{1}{4}$ is close to 6.
- H** No, because $8\frac{7}{8}$ is close to 9 and $6\frac{1}{4}$ is close to 7.
- J** Yes, because $8\frac{7}{8}$ is close to 9 and $6\frac{1}{4}$ is close to 6.

TEKSING TOWARD STAAR
Grade 5 Mathematics Blueprint Assessment 1

3. Use a ruler on the Reference Materials to measure the dimensions of the figures below to the nearest $\frac{1}{2}$ inch. Which figure has a perimeter between 6.5 and 7.5 inches?


A



B



C



D



TEKSING TOWARD STAAR
Grade 5 Mathematics Blueprint Assessment 1

4. Jackson had \$22.67 in a savings account at the end of January. At the end of April he had 4 times the amount of money in the account as he did at the end of January. Which amount did he have in his savings account at the end of April?

- F** \$90.68
- G** \$88.48
- H** \$80.48
- J** \$68.01

5. Marcie kept a record of cloudy, rainy and sunny weather each day during April and May. She recorded the data on a frequency table.

Type of Weather in April and May

Type	Frequency
Sunny	14
Cloudy	29
Rainy	18

How many more days were either sunny or cloudy than rainy during April and May?

Record your answer and fill in the bubbles on the grid. Be sure to use the correct place value.

			.		
0	0	0		0	0
1	1	1		1	1
2	2	2		2	2
3	3	3		3	3
4	4	4		4	4
5	5	5		5	5
6	6	6		6	6
7	7	7		7	7
8	8	8		8	8
9	9	9		9	9

6. Arnaldo deposits \$255 in his savings account each month. How much money will he deposit in his savings account in one year?

- F** \$267
- G** \$765
- H** \$2,950
- J** \$3,060

TEKSING TOWARD STAAR
Grade 5 Mathematics Blueprint Assessment 1

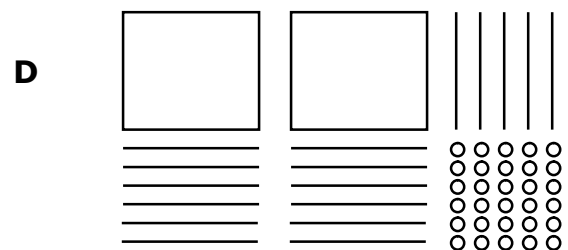
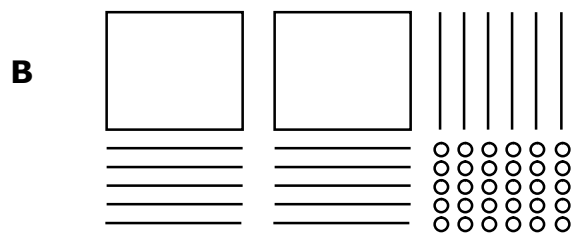
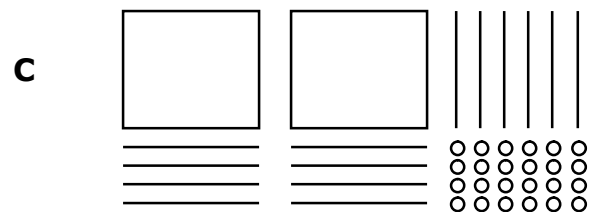
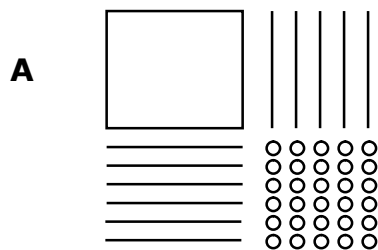
7. Which shows 2.378 written in expanded form?

- A** $2 + 0.378$
- B** $2.3 + 2.07 + 2.008$
- C** $2 + 0.3 + 0.07 + 0.008$
- D** $0.2 + 0.3 + 0.07 + 0.007$

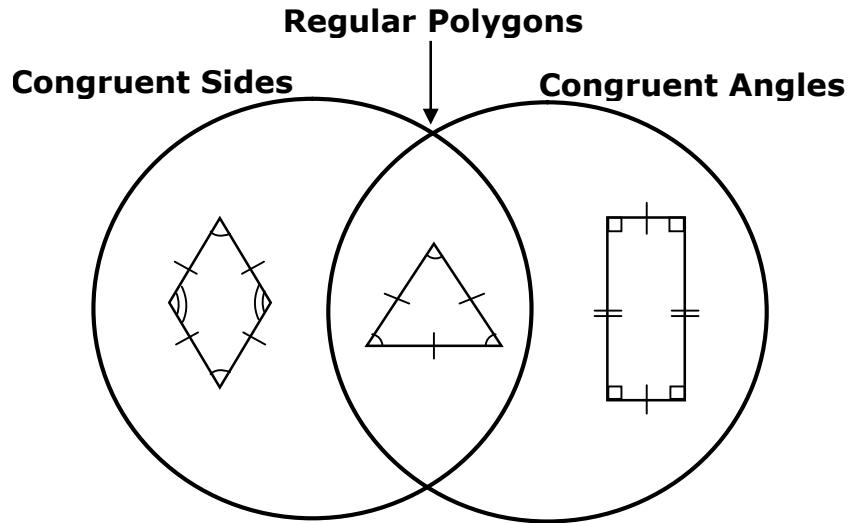
8. Jamika divided 8 by $\frac{1}{2}$, then she divided that quotient by $\frac{1}{4}$. What should be her final answer?

- F** 64
- G** 1
- H** 12
- J** 4

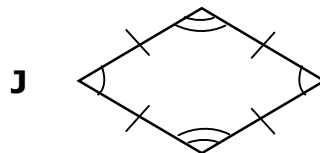
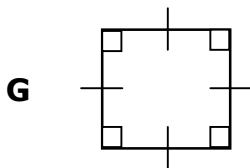
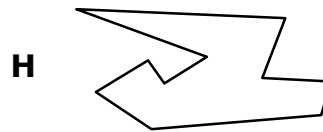
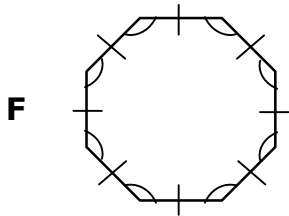
9. A garden center has 400 trays of vegetable plants arranged evenly on 25 tables. Which of the following can be used to determine how many trays of vegetable plants are on each table?



10. Armando drew a Venn diagram to classify polygons.

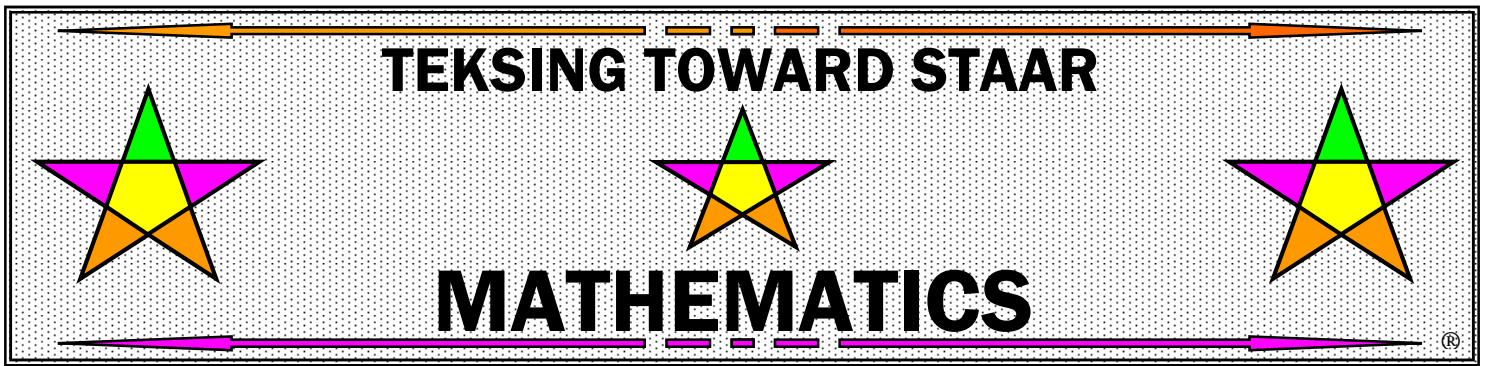


Which figure does **NOT** belong in any section of the Venn diagram?



11. Terra made 211.6 ounces of lemonade for a pool party. She invited 23 guests to the party. What is the amount of lemonade she made for each guest?

- A** 9.2 ounces
- B** 10.4 ounces
- C** 9.1 ounces
- D** 8.2 ounces



GRADE 5

STAAR

Blueprint

Assessment 2

TEKSING TOWARD STAAR
Mathematics Blueprint Assessment 2
Grade 5

Teacher Notes:

The design of the Blueprints Assessments takes into consideration the following information from the STAAR Grade 5 Mathematics Blueprint released from the TEA in January 2014:

- 60% - 65% of the questions will assess Readiness Standards – 30-33 of 50 total questions
- 35% - 40% of the questions will assess Supporting Standards – 17-20 of 50 total questions
- 45 questions will be multiple choice format and 3 questions will be griddable format

This Blueprint Assessment has been designed with the above information in mind and includes 50 questions so that teachers and students will be able to have a feel for the time it will take students to complete the actual STAAR test.

Remember to encourage your students to utilize the Grade 5 Mathematics Reference Materials. You might consider copying the chart on cardstock for stability when students are using the rulers to answer test items.

TEKSING TOWARD STAAR
Mathematics Blueprint Assessment 2
 Grade 5
 Answer Key, Category/Standard and TEKS Correlation

Question	Answer	Category/Standard	TEKS		Question	Answer	Category/Standard	TEKS
1	D	1/Readiness	5.2B		26	F	1/Readiness	5.4F
2	F	2/Supporting	5.3A		27	D	2/Readiness	5.4B
3	C	3/Readiness	5.4H		28	H	3/Readiness	5.8C
4	G	2/Readiness	5.3E		29	C	2/Supporting	5.3H
5	3	4/Readiness	5.9C		30	F	4/Supporting	5.10E
6	J	2/Supporting	5.3B		31	C	2/Readiness	5.4C
7	C	1/Supporting	5.2C		32	G	1/Readiness	5.2B
8	H	2/Readiness	5.3K		33	D	2/Readiness	5.3E
9	D	3/Readiness	5.5A		34	F	3/Readiness	5.4H
10	G	2/Supporting	5.3C		35	C	2/Supporting	5.3I
11	D	4/Readiness	5.9C		36	F	4/Readiness	5.9C
12	H	2/Readiness	5.3G		37	A	2/Readiness	5.3G
13	C	3/Supporting	5.6B		38	J	3/Supporting	5.8A
14	J	1/Readiness	5.4F		39	D	1/Supporting	5.4E
15	A	2/Readiness	5.3K		40	H	2/Readiness	5.3K
16	G	3/Readiness	5.8C		41	D	2/Supporting	5.3J
17	D	2/Supporting	5.3D		42	G	3/Readiness	5.5A
18	J	4/Supporting	5.10A		43	341	4/Supporting	5.10F
19	D	2/Readiness	5.3L		44	J	1/Readiness	5.2A
20	G	1/Supporting	5.4A		45	20	2/Readiness	5.3L
21	C	2/Readiness	5.4B		46	G	3/Readiness	5.8C
22	G	3/Readiness	5.4H		47	B	2/Readiness	5.4B
23	C	2/Supporting	5.3F		48	G	2/Supporting	5.4D
24	F	3/Supporting	5.7A		49	D	3/Supporting	5.8B
25	C	2/Readiness	5.4C		50	F	2/Readiness	5.4C

Mathematical Process Standards: The student expectations are not listed under a separate reporting category. However, these standards are incorporated into all test questions included in the TEKSING TOWARD STAAR Blueprint Assessment 2 since the application of mathematical process standards is part of each knowledge statement.

TEKSING TOWARD STAAR
Grade 5 Mathematics Blueprint Assessment 2

40. The chart shows the number of cases of cola sold at the baseball park during the months of April, May, and June.

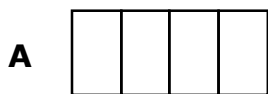
Cases of Cola Sold

Month	Number of Cases
April	$23\frac{2}{3}$
May	$29\frac{1}{12}$
June	$37\frac{3}{4}$

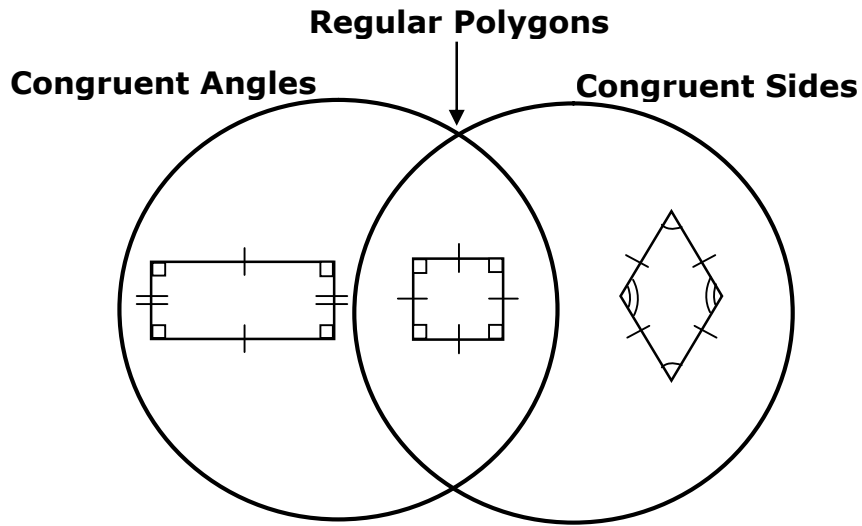
What was the total number of cases of cola sold during the 3 months?

- F** $89\frac{7}{12}$
- G** $89\frac{5}{12}$
- H** $90\frac{1}{2}$
- J** Not Here

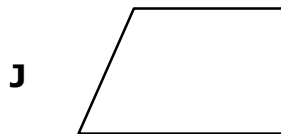
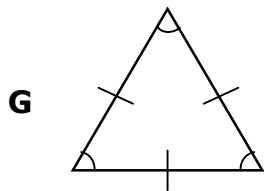
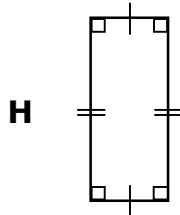
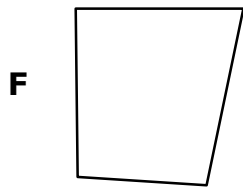
41. Zena drew a model to help her solve a division problem. Which model represents the expression $2 \div \frac{1}{4}$?



42. Julio drew a Venn diagram to classify polygons.



Which figure belongs in the section of the Venn diagram labeled "Regular Polygons"?



TEKSING TOWARD STAAR
Grade 5 Mathematics Blueprint Assessment 2

43. The Monroe family monthly income is \$2,500. Their monthly expenses for September are shown below.

Monroe Family Expenses for September	
Rent	\$1,050
Utilities	\$184
Food	\$550
School Supplies	\$250
Car Expenses	\$125

What is the maximum amount the Monroe family can save in the month of September?

Record your answer and fill in the bubbles on the grid. Be sure to use the correct place value.

			•		
0	0	0		0	0
1	1	1		1	1
2	2	2		2	2
3	3	3		3	3
4	4	4		4	4
5	5	5		5	5
6	6	6		6	6
7	7	7		7	7
8	8	8		8	8
9	9	9		9	9

-
44. What is the value of the digit 5 in the number 46.058?

F $\left(5 \times \frac{1}{10}\right)$

G (5×1)

H $\left(5 \times \frac{1}{1,000}\right)$

J $\left(5 \times \frac{1}{100}\right)$

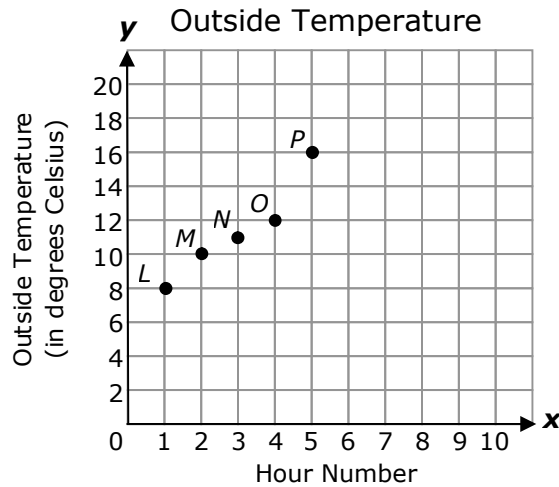
TEKSING TOWARD STAAR
Grade 5 Mathematics Blueprint Assessment 2

45. Mr. Atkinson has a 5-pound bag of dry cat food. He has decided to separate the bag of food into storage containers. He will put $\frac{1}{4}$ pound of food into each storage container. What is the number of storage containers he will he need to separate the bag of cat food?

Record your answer and fill in the bubbles on the grid. Be sure to use the correct place value.

			.		
0	0	0		0	0
1	1	1		1	1
2	2	2		2	2
3	3	3		3	3
4	4	4		4	4
5	5	5		5	5
6	6	6		6	6
7	7	7		7	7
8	8	8		8	8
9	9	9		9	9

46. For five hours, Ellie recorded the hour number, x , and the outside temperature at that hour number, y . Next, she made a graph to represent the data.



Which set of ordered pairs is represented on the graph?

- F** (16, 5)
- G** (3, 11)
- H** (10, 3)
- J** (4, 14)

TEKSING TOWARD STAAR
Grade 5 Mathematics Blueprint Assessment 2

47. Janice bought 3 new shirts. The shirts were each originally priced at \$24, but she bought them each on sale for a \$6 discount. Which equation can be used to find c , the cost of the three shirts Janice bought?

- A** $c = 24 - 6$
- B** $c = 3 \times 24 - 3 \times 6$
- C** $c = 3 \times 24 + 3 \times 6$
- D** $c = 3 \times 24 - 67$

48. Nathan's mother plans to make muffins for a school party. The table below represents the relationship between the number of boxes of cake mix, b , and the number of dozen muffins, m , she can make. The pattern in the table can be described by a rule.

Number of Boxes, b	Number of Dozen Muffins, m
2	3
3	4.5
4	6
5	7.5

Which rule describes the pattern?

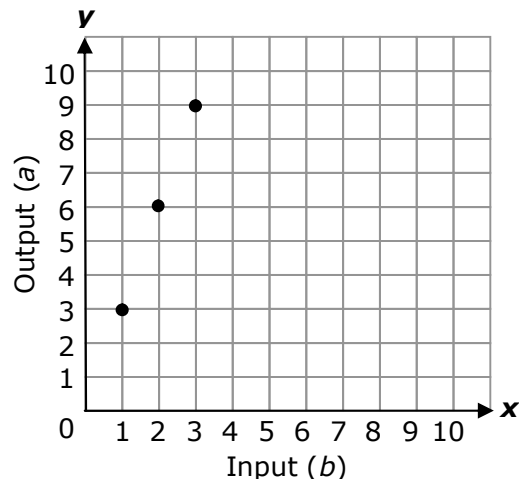
- F** $b = m + 1$
- G** $m = 1.5b$
- H** $m = b + 1$
- J** $b = 1.5m$

49. Maria started at the origin on a coordinate plane. Which describes the process she used to plot the point (2, 5)?

- A** She plotted the point (2, 5) at 5 units up from the origin and then 2 more units up.
- B** She plotted the point (2, 5) at 2 units up from the origin and 5 units to the right.
- C** She plotted the point (2, 5) at 5 units to the right of the origin and 2 units up.
- D** She plotted the point (2, 5) at 2 units to the right of the origin and 5 units up.

TEKSING TOWARD STAAR
Grade 5 Mathematics Blueprint Assessment 2

50. Elliott used the rule $a = 3b$ to plot points on a graph. She used a to represent the output and b to represent the input.



When the input is 3, what is the coordinate pair that represents the point on the graph?

- F** (3, 9)
- G** (1, 3)
- H** (9, 3)
- J** (3, 1)