

GRADE 3

Lesson Activity Masters

Six Weeks 1

Lesson 1

PLACE VALUE GAME BOARD

ROUND 1

_____ / _____

ROUND 2

_____ / _____

ROUND 3

_____ / _____

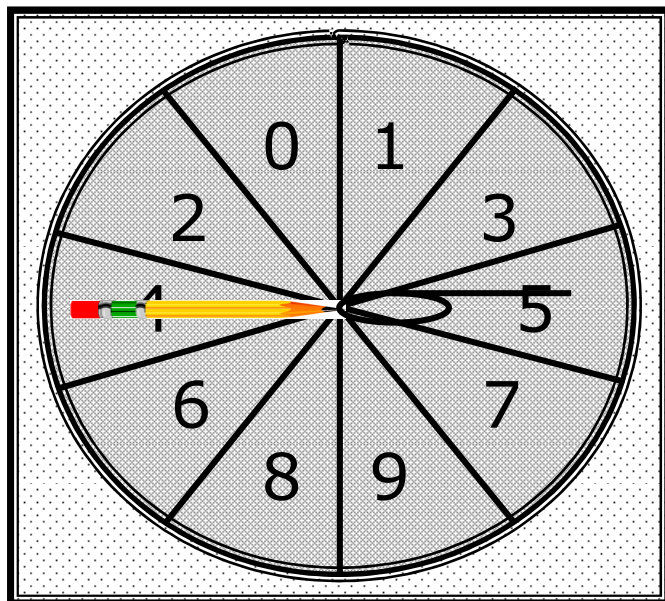
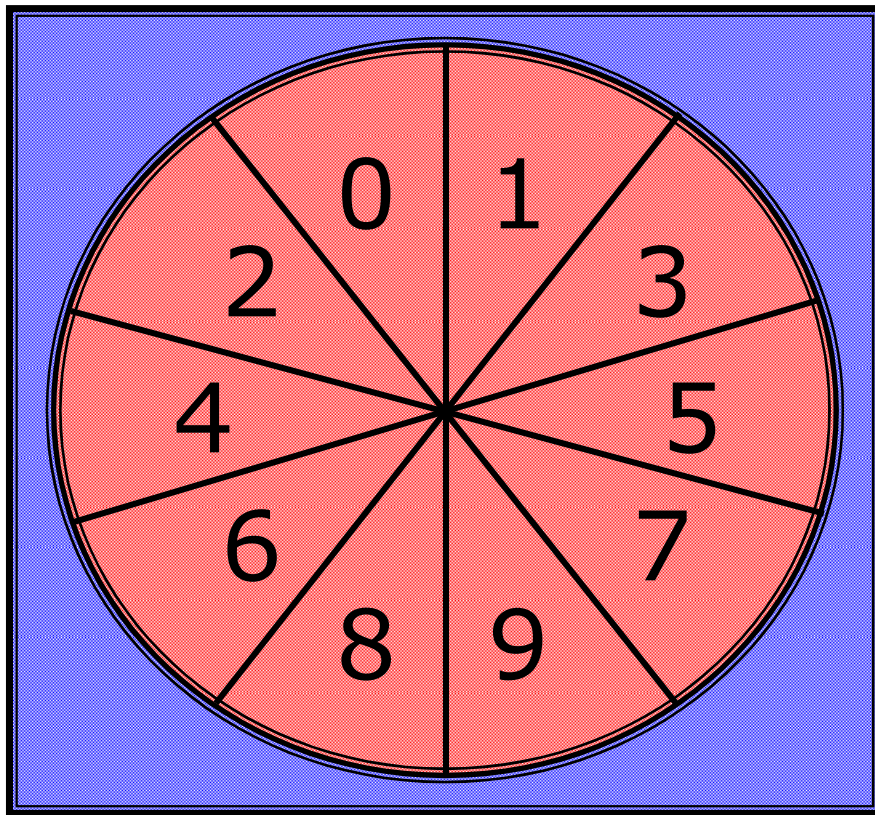
ROUND 4

_____ / _____

ROUND 5

_____ / _____

PLACE VALUE GAME SPINNER



Shape a paper clip to form the pointer.



Place the point of a pencil in the center of the pointer and in the center of the spinner.

Spin the paper clip around the pencil point.

Lesson 6

FRACTION NUMBER CARDS 1

(Copy masters in Teacher Guide - Cardstock Masters folder on CD - copy on cardstock, copy *TEKSING TOWARD STAAR* logo on back, then cut apart along the dashed lines. Make one set of cards per pair of students.)

$$\frac{1}{2}$$

$$\frac{2}{2}$$

$$\frac{1}{3}$$

$$\frac{2}{3}$$

$$\frac{3}{3}$$

$$\frac{1}{4}$$

$$\frac{2}{4}$$

$$\frac{3}{4}$$

FRACTION NUMBER CARDS 2

$$\frac{4}{4}$$

$$\frac{1}{6}$$

$$\frac{2}{6}$$

$$\frac{3}{6}$$

$$\frac{4}{6}$$

$$\frac{5}{6}$$

$$\frac{6}{6}$$

$$\frac{1}{8}$$

$$\frac{2}{8}$$

$$\frac{3}{8}$$

FRACTION NUMBER CARDS 3

$$\frac{4}{8}$$

$$\frac{5}{8}$$

$$\frac{6}{8}$$

$$\frac{7}{8}$$

$$\frac{8}{8}$$

FRACTION WORD CARDS 1

(Copy masters in Teacher Guide - Cardstock Masters folder on CD - copy on cardstock, copy *TEKSING TOWARD STAAR* logo on back, then cut apart along the dashed lines. Make one set of cards per pair of students.)

one half

two halves

one third

two thirds

three thirds

one fourth

two fourths

three fourths

FRACTION WORD CARDS 2

four fourths

one sixth

two sixths

three sixths

four sixths

five sixths

six sixths

one eighth

two eighths

three eighths

FRACTION WORD CARDS 3

four eighths

five eighths

six eighths

seven eighths

eight eighths

This page should be copied on the back of the Fraction Number Cards and Fraction Name Cards. Be sure to use the master from the Cardstock Masters folder on the CD.



TEKSING TOWARD STAAR



MATHEMATICS



TEKSING TOWARD STAAR



MATHEMATICS




TEKSING TOWARD STAAR



MATHEMATICS



TEKSING TOWARD STAAR



MATHEMATICS




TEKSING TOWARD STAAR



MATHEMATICS



TEKSING TOWARD STAAR



MATHEMATICS



TEKSING TOWARD STAAR



MATHEMATICS




TEKSING TOWARD STAAR



MATHEMATICS




TEKSING TOWARD STAAR



MATHEMATICS



TEKSING TOWARD STAAR



MATHEMATICS



Teacher Notes: Student Activity 1

Materials: Copy on cardstock, laminate and cut out 1 set of fraction bars for each pair of students, then place the set of fraction bars in a zipper baggie.

1 whole

$$\frac{1}{2}$$

$$\frac{1}{2}$$

$$\frac{1}{4}$$

$$\frac{1}{4}$$

$$\frac{1}{4}$$

$$\frac{1}{4}$$

$$\frac{1}{8}$$

$$\frac{1}{8}$$

$$\frac{1}{8}$$

$$\frac{1}{8}$$

$$\frac{1}{8}$$

$$\frac{1}{8}$$

$$\frac{1}{8}$$

$$\frac{1}{8}$$

$$\frac{1}{3}$$

$$\frac{1}{3}$$

$$\frac{1}{3}$$

$$\frac{1}{6}$$

$$\frac{1}{6}$$

$$\frac{1}{6}$$

$$\frac{1}{6}$$

$$\frac{1}{6}$$

$$\frac{1}{6}$$